

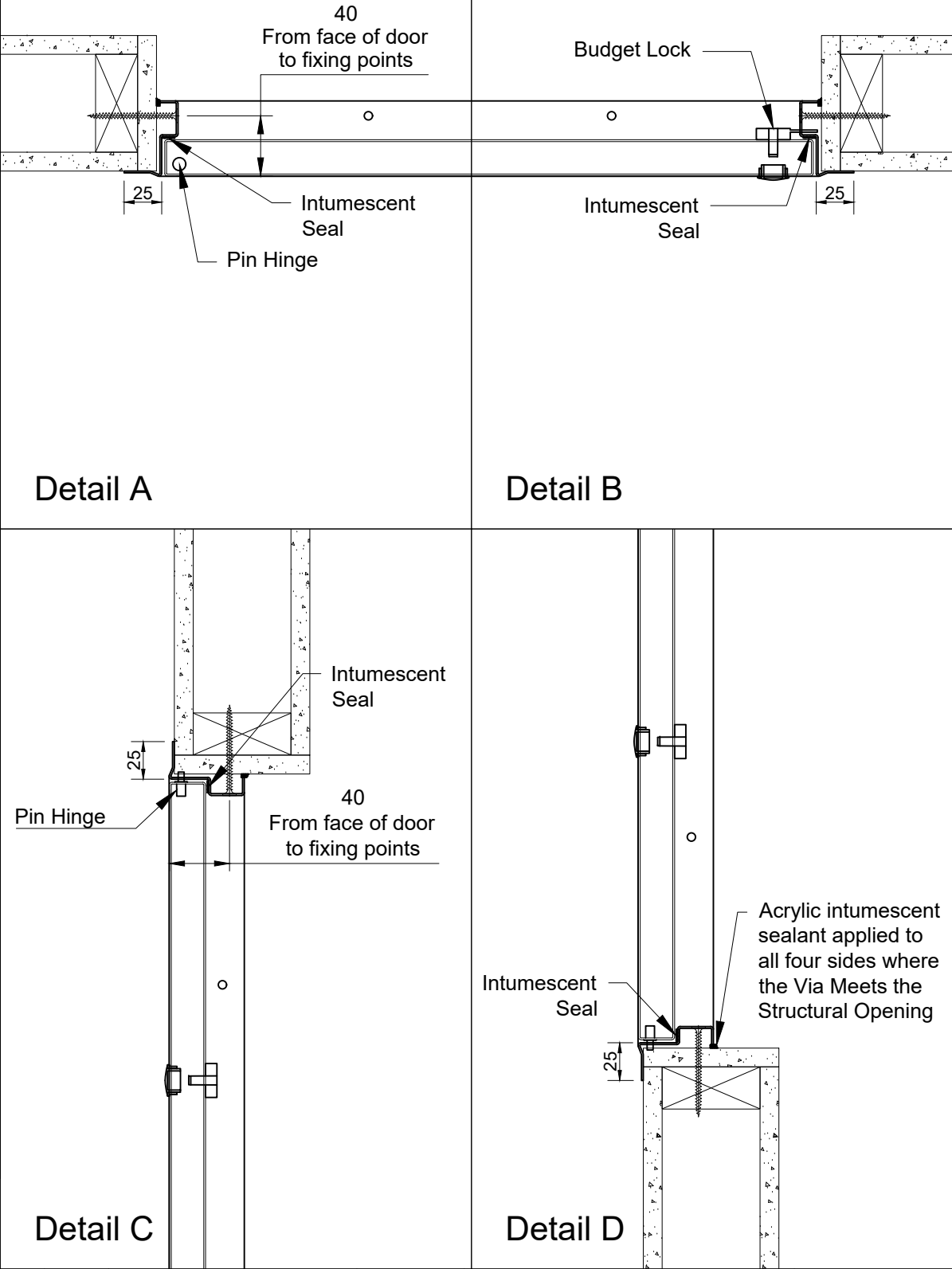
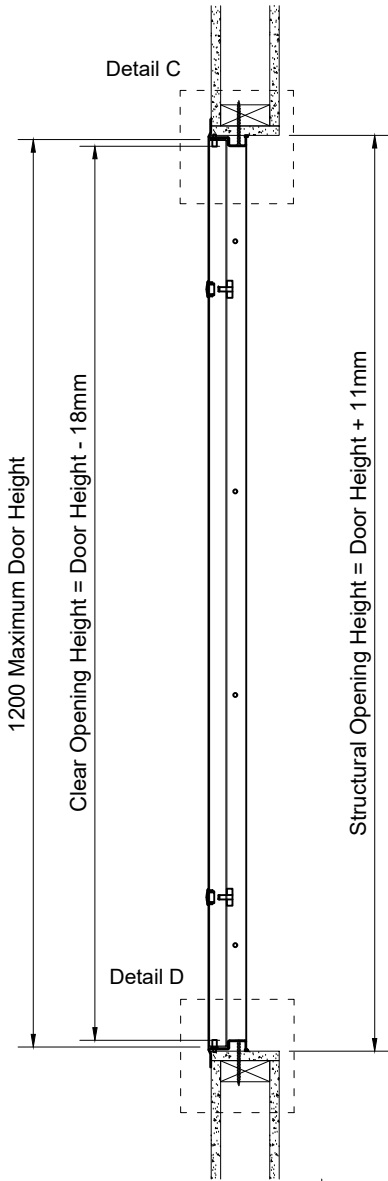

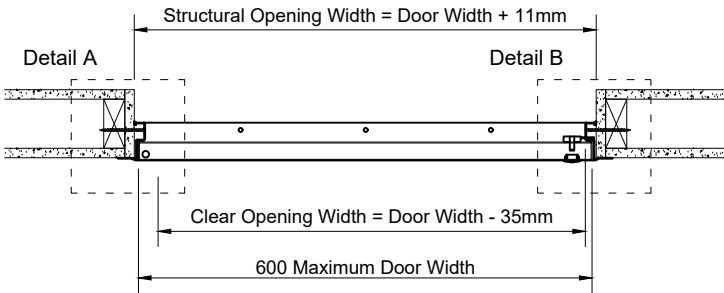
SEL-FRM-00098 Rev 1

Wall details shown for information only, not for construction issue

Please note:
Wall build up to be certified by others.

FIRE RATING	E60
FIRE STOPPING	Acrylic Intumescent Sealant
ACOUSTIC RATING	N/A
Results declared reflect the optimum achievable within the limitations of the test standard and sites specific average results may vary where building elements of different materials interface altering natural acoustic deflection.	

Door available within the following sizes:
150 to 600mm Wide & 601 to 1200mm high.



Selo are not the designers responsible for any wall detail if shown, you should know that we are not aware of any fire test evidence for wall constructions which are not, standard as defined in EN1363-1:2020, nor is it our responsibility to establish if such evidence exists.

Tested detail in accordance with EN1634-1, requires standard supporting wall constructions with a minimum of 200mm either side and above panel frame. Flexible wall construction requirement is a minimum of 300mm between apertures. Minimum upstand in flexible standard wall construction 100mm. Outside of these minimum dimensions specific fire test evidence should be sought.

All requirements of the Fire resistance field of application report from Warringtonfire, for the Selo product/s included in this drawing must be ensured, or an alternative fire assessment for any deviation including non-standard wall details must be sought from a competent and designated body for producing fire resistance assessments.

FOR FURTHER TECHNICAL DETAIL AND INFORMATION PLEASE
CONTACT THE SALES TEAM AT sales@selo-uk.com

				Remove all burrs and sharp edges.		PROJECT:	VIA ACCESS PANELS		TOLERANCES IN mm UNLESS OTHERWISE NOTED X ±1 X.X ±0.5 ANGULAR ±0.5 DEG	
				Please report errors and omissions		INT DWG NO:	SEL-DRW-PRD-VIA-0203			
				FACE:	Metal		EXT DWG NO:	SEL-DRW-PRD-VIA-2508		
C	Dimensions Updated		CK	16/01/24		NAME	DATE	PANEL TYPE:	5 W	DO NOT SCALE PRINT MILLIMETERS REV. C
B	Lock name updated, Fire rated walls caveat added.		CK	03/08/23	DRAWN:	CK	28/07/23	DESCRIPTION:	VIA Metal E60 Single Door for Walls - Concealed, 2x Budget Lock	
A	Initial issue		CK	28/07/23	CHECKED:					
REV:	COMMENT:		REVISED BY:	DATE:	APPROVED:			SCALE: 1:10 / 4 @ A3 SHEET: 1 OF 2		

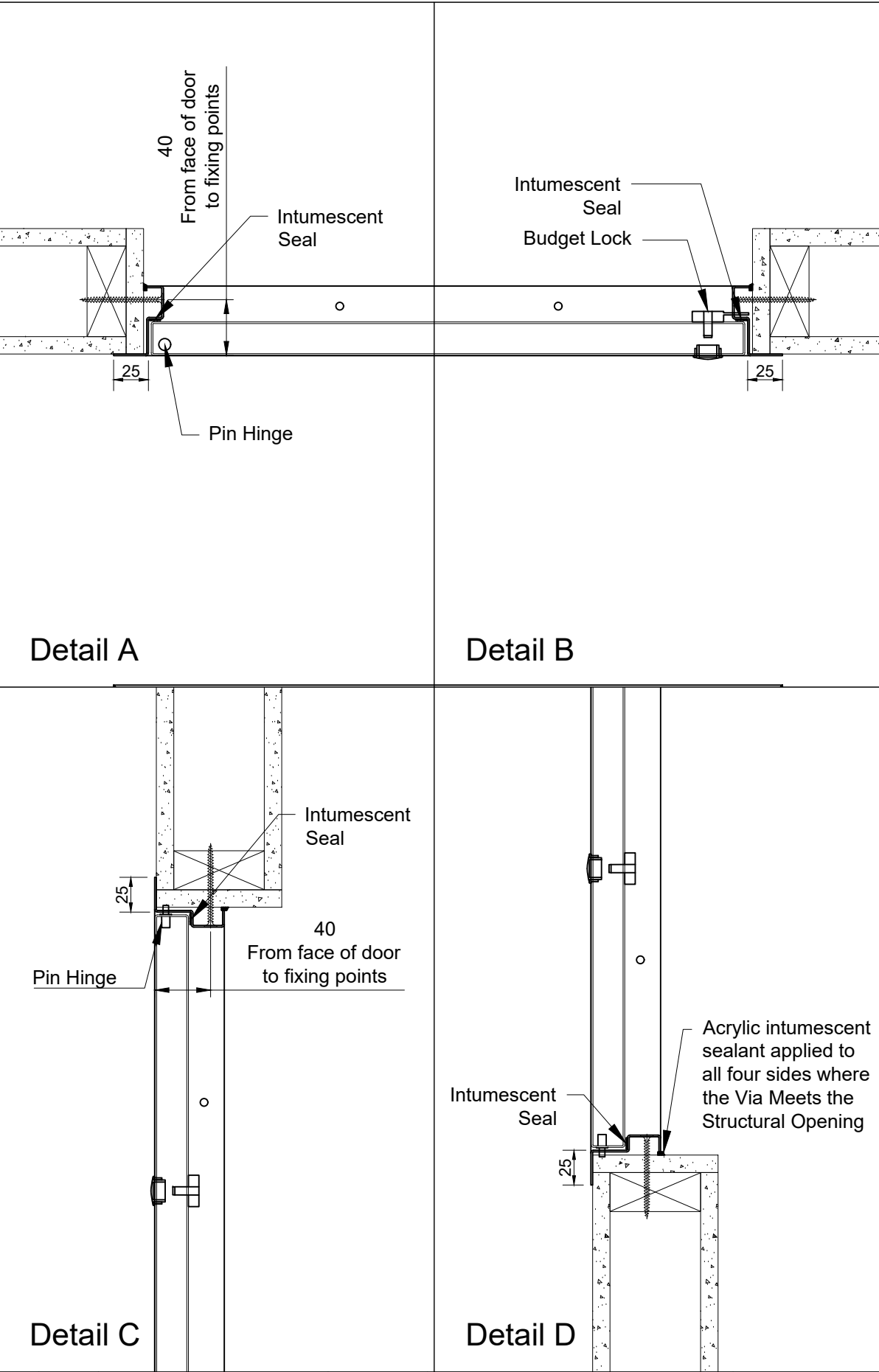
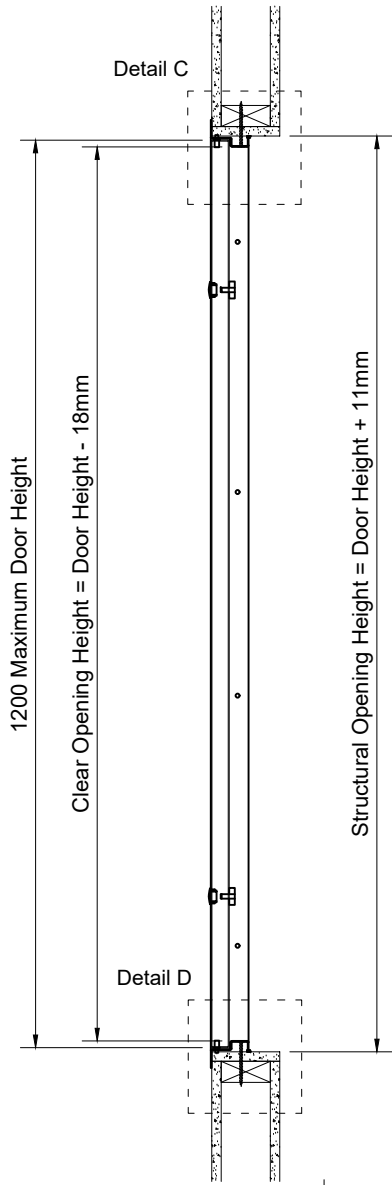

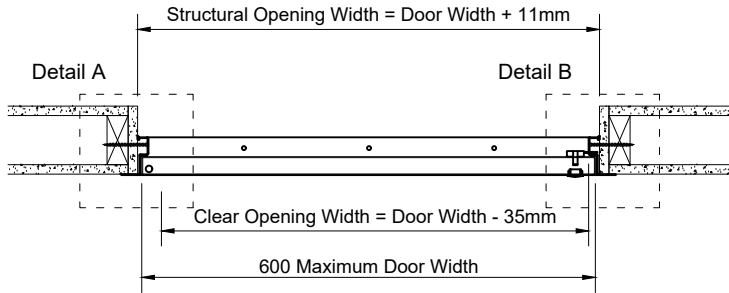
SEL-FRM-00098 Rev 1

Wall details shown for information only, not for construction issue

Please note:
Wall build up to be certified by others.

FIRE RATING	E60
FIRE STOPPING	Acrylic Intumescent Sealant
ACOUSTIC RATING	N/A
Results declared reflect the optimum achievable within the limitations of the test standard and sites specific average results may vary where building elements of different materials interface altering natural acoustic deflection.	

Door available within the following sizes:
150 to 600mm Wide & 601 to 1200mm high.



Selo are not the designers responsible for any wall detail if shown, you should know that we are not aware of any fire test evidence for wall constructions which are not, standard as defined in EN1363-1:2020, nor is it our responsibility to establish if such evidence exists.
Tested detail in accordance with EN1634-1, requires standard supporting wall constructions with a minimum of 200mm either side and above panel frame. Flexible wall construction requirement is a minimum of 300mm between apertures. Minimum upstand in flexible standard wall construction 100mm. Outside of these minimum dimensions specific fire test evidence should be sought.
All requirements of the Fire resistance field of application report from Warringtonfire, for the Selo product/s included in this drawing must be ensured, or an alternative fire assessment for any deviation including non-standard wall details must be sought from a competent and designated body for producing fire resistance assessments.

FOR FURTHER TECHNICAL DETAIL AND INFORMATION PLEASE
CONTACT THE SALES TEAM AT sales@selo-uk.com

Remove all burrs and sharp edges.		PROJECT:	VIA ACCESS PANELS	TOLERANCES IN mm UNLESS OTHERWISE NOTED X ±1 X.X ±0.5 ANGULAR ±0.5 DEG
Please report errors and omissions		INT DWG NO:	SEL-DRW-PRD-VIA-0204	
FACE: Metal		EXT DWG NO:	SEL-DRW-PRD-VIA-2508	
		PANEL TYPE:	5 W	
C	Dimensions Updated	CK	16/01/24	DO NOT SCALE PRINT MILLIMETERS REV. C
B	Lock name updated, Fire rated walls caveat added.	CK	03/08/23	
A	Initial issue	CK	28/07/23	
REV:	COMMENT:	REVISED BY:	DATE:	
		CHECKED:		SCALE: 1:10 / 4 @ A3 SHEET: 2 OF 2
		APPROVED:		
		SELO		